

DESCRIPTION:
 RJ45 With internal Magnetics Connector
 Designed to support such applications as: Ethernet Equipment Complex, Switches, Routers, Firewalls, Servers and Hub
 Internal magnetics are 100% electrically tested for functionality per IEEE802.3af/at requirement

ELECTRICAL:
 RoHS peak wave solder temperature rating 235°C
 High performance for maximum EMI suppression
 JACK CAVITY CONFORMS TO FCC RULES AND REGULATIONS, PART 68 SUBPART F.

INSERTION FORCE:
 2 CONTACTS----350g 4 CONTACTS----500g
 6 CONTACTS----750g 8 CONTACTS----900g
 10 CONTACTS----1050g

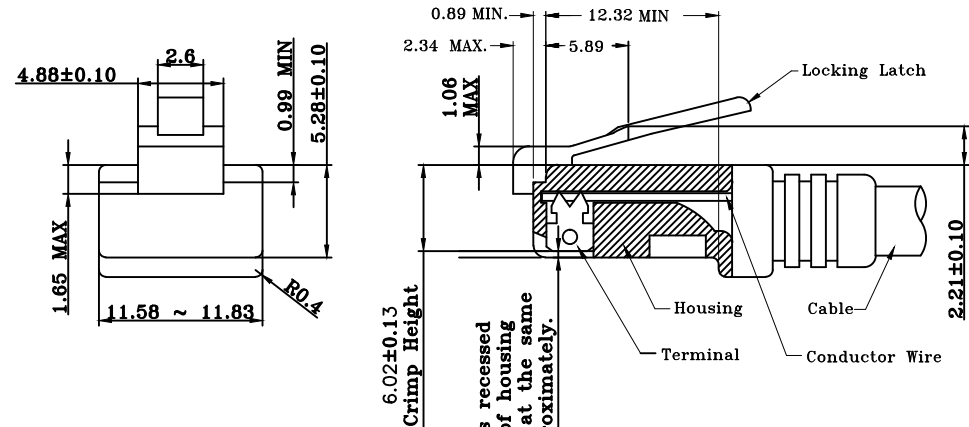
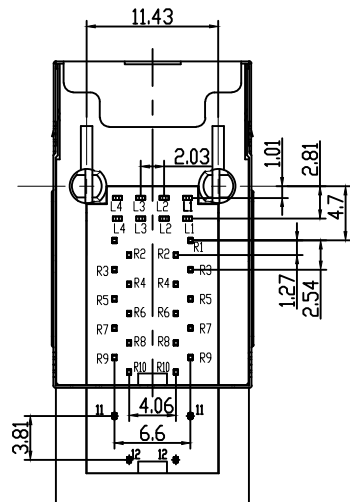
MECHANICAL:
 RETENTION STRENGTH: 7.7Kgs BETWEEN JACK AND PLUG
 DURABILITY: 750 MATING CYCLES Mini

HOUSING: 1) GLASS FILLED PA66 (UL 94V-0)
 2) GLASS FILLED PA46/LCP (UL 94V-0)
 3) GLASS FILLED PBT (UL 94V-0)

MATERIAL:
 SPRING WIRE:
 1) 0.2-0.45mm DIA PHOSPHOR BRONZE GOLD PLATING OVER NICKEL
 2) 0.2-0.35mm THICKNESS PHOSPHOR BRONZE ALLOY SELECTIVE GOLD PLATING OVER NICKEL;

GOLD PLATING: 3μ", 6μ", 15μ", 30μ", 50μ"
TOLERANCES UNLESS OTHERWISE SPECIFIED :
 0-10±0.15, 10-20±0.2, 20-40±0.25, 40-70±0.3, ≥70±0.4

1.Recommend Plug Dim



All contacts recessed below top of housing and must be at the same height approximately.

All dimensions follow :
 FCC subpart F, 68,500, Figure (C)(2)(i)
 IEC 60603-7

STANDARD MODULAR PLUG ASSEMBLY

- NOTES : 1. Tolerance : PCB ±0.05mm
 Connector ±0.25mm
 2. Connector dimensions comply with FCC 68.5 dimension requirements

B-TOP 东莞市博腾电子科技有限公司
 Btop Tech Dongguan BtopTech Electronic Technology Co., Ltd.

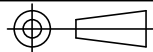
DIM. **TOL.**
 X ±0.30
 X.X ±0.20
 X.XX ±0.15
 X.XXX ±0.10
GENERAL ANGLE:
 ±3°

UNIT: mm
SCALE: 1:1
SHEET: 1 of 2
DWG. SIZE: A4
LAYER: XXXX

WEBSITE: WWW.BTOPTECH.COM
 WWW.BTOPTECH.CN
TEL: 0769-38928198
FAX: 0769-38928199

DRAWN:
CHECKED:
APPROVED:

TITLE: B59(46-121)GP8-246-1613-C12
PART NO.: 10/100/1000BASE 2X1Port PoE W/ SHELL W/ LED



XA	NEW RELEASE	xxxx	Jason	2019-Feb-16
REV.	DESCRIPTION	ECN NO.	NAME	DATE

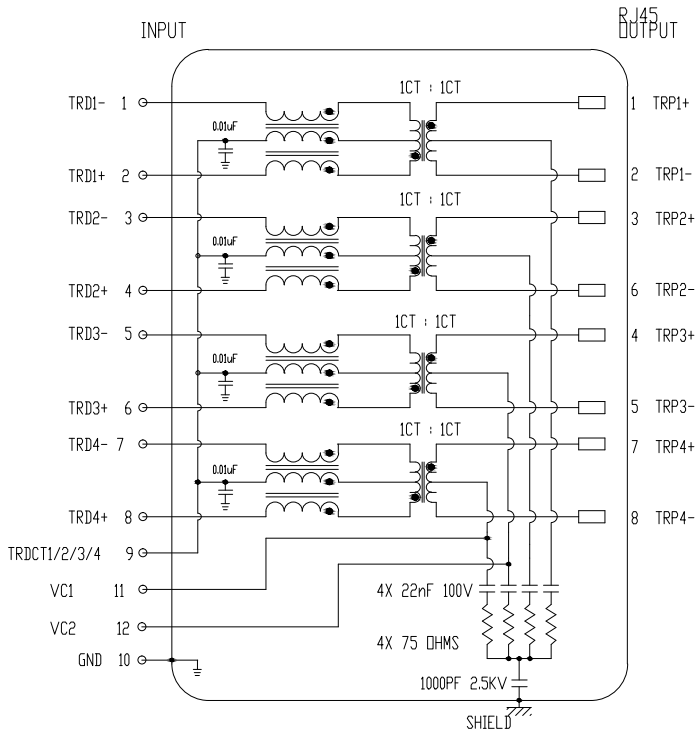
REVISIONS

Meets or exceeds IEEE 802.3 standard for 10/100/1000 Base-T
 350 uH minimum OCL with 8mA DC bias current
 Available with or without LEDs
 Minimum 1500Vrms isolation per IEEE802.3 requirement
 PoE rating:30W,750mA,57V (For PoE Products only)
 Operating temperature 0°C to +70°C
 Storage temperature -40°C to +85°C

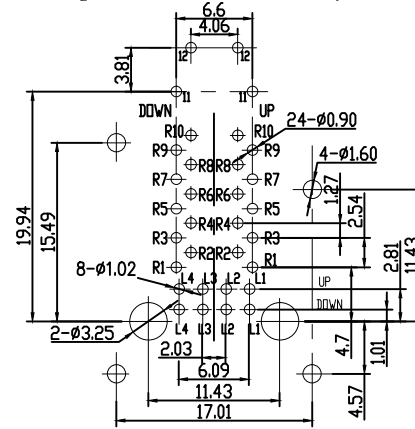
2.TRANSFORMER ELECTRICAL SPECIFICATIONS AT 25°C;

Insertion Loss (dB max.)	Return Loss (dB min.)				Cross talk (dB min.)			C.M.R. (dB min.)		Hi - pot (Vrms)
1-125MHz	1-30 MHz	30-60 MHz	60-80 MHz	80-100 MHz	1-30 MHz	30-60 MHz	60-100 MHz	10-60 MHz	60-100 MHz	60Hz/1min.
-1.2	-18	-16	-12	-10	-40	-35	-30	-40	-30	1500

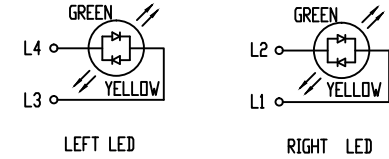
3.SCHEMATIC:



4.Pin Assignment For PCB Layout



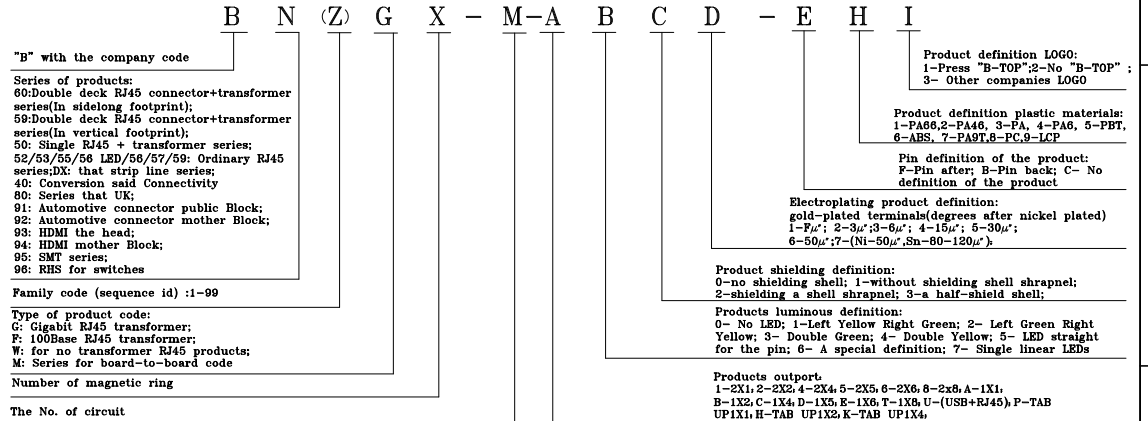
Suggested PCB Pad Layout
Component Side View



Standard LED Color	LED Wavelength	Forward (V MAX)	Typical (V TYP)	Luminous Intensity
Green	560-580nm	2.5V	2.1-2.2V	9-25MCD
Yellow	580-610nm	2.5V	2.1-2.2V	9-30MCD

LED Specification

5.ORDER INFORMATION



B-TOP 东莞市博腾电子科技有限公司
 Btop Tech Dongguan BtopTech Electronic Technology Co., Ltd.

TITLE: B59(46-121)GP8-246-1613-C12
 PART NO.: 10/100/1000BASE PoE 2X1Port W/ SHELL W/ LED

DIM. X X.X X.XX X.XXX
 TOL. ±0.30 ±0.20 ±0.15 ±0.10
 GENERAL ANGLE: ±3°

UNIT: mm
 SCALE: 1:1
 SHEET: 2 of 2
 DWG. SIZE: A4
 LAYER: XXXX

WEBSITE: WWW.BTOPTECH.COM
 WWW.BTOPTECH.CN
 TEL: 0789-38926198
 FAX: 0789-38926199
 DRAWN:
 CHECKED:
 APPROVED:

REV.	DESCRIPTION	ECN NO.	NAME	DATE
XA	NEW RELEASE	XXXX	Jason	2019-Feb-16

REVISIONS