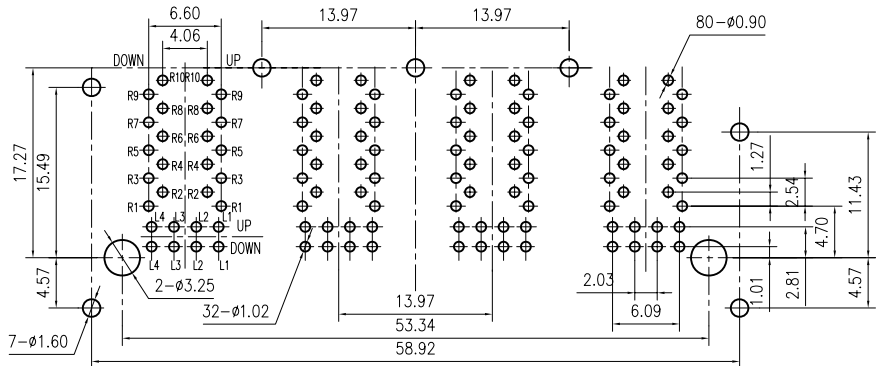
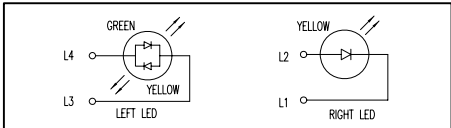


1

2



PCB BOARD LAYOUT



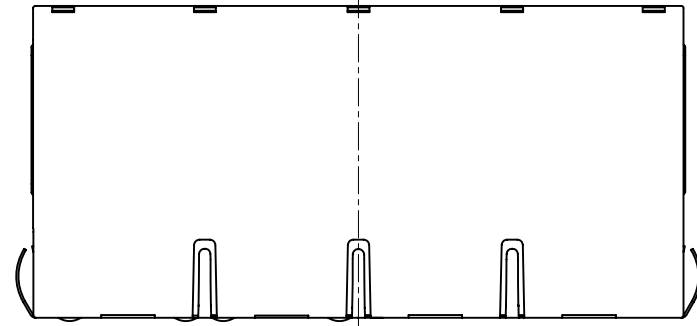
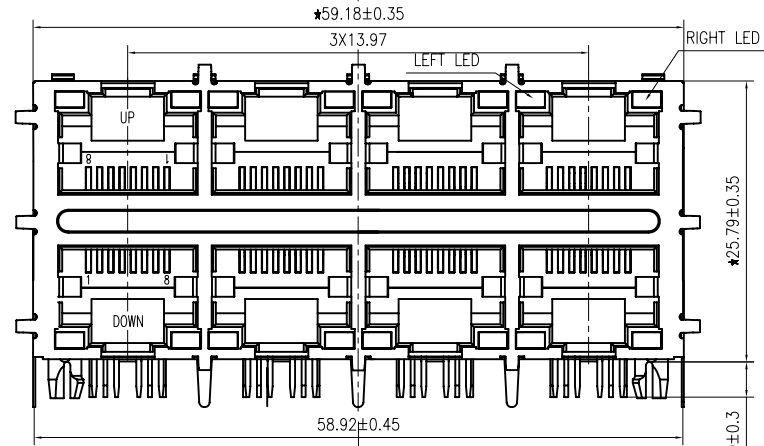
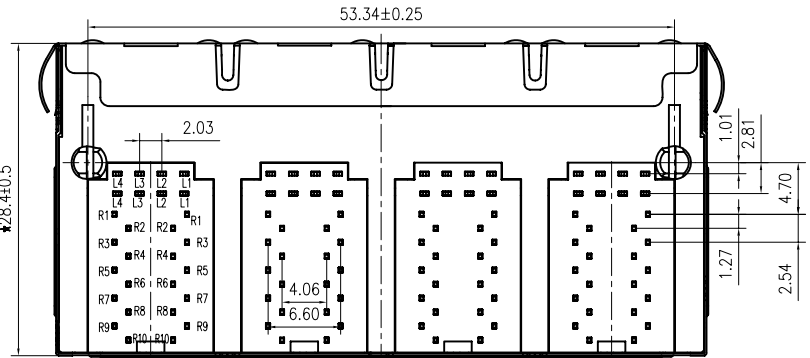

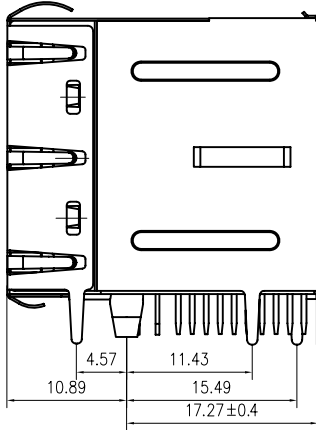
LED Specification

Standard LED Color	LED Wavelength	Forward (V MAX)	Typical (V TYP)	Luminous Intensity
Green	560-580 nm	2.5V	2.1-2.2V	9-25 MCD
Yellow	580-610 nm	2.5V	2.1-2.2V	9-30 MCD
Orange	580-610 nm	2.5V	2.1-2.2V	50-100 MCD

- LED intensity/wavelength measured with Photo Research PR-650 Colormeter
- With a forward current of 20 mA, Absolute Maximum Ratings (Ta=25°C)

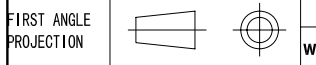
1:TOLERANCES UNLESS OTHERWISE SPECIFIED :  
 0~10±0.15, 10~20±0.2, 20~40±0.25,  
 40~70±0.3, ≥70±0.4

2:JACK CAVITY CONFORMS TO FCC RULES AND REGULATIONS,PART 68 SUBPART F.



**B-TOP**® 东莞市博腾电子科技有限公司  
 Dongguan BroadTop Electronic Technology Co., Ltd.

Designed	MATERIAL		DESCRIPTION		B59(111-97)G8-60B-4623-C12(2X4 GY-Y LED EMI)
Checked	SCALE		UNIT	MODEL NO.	
Approved	1.5:1	mm			
					REV.
					1.1

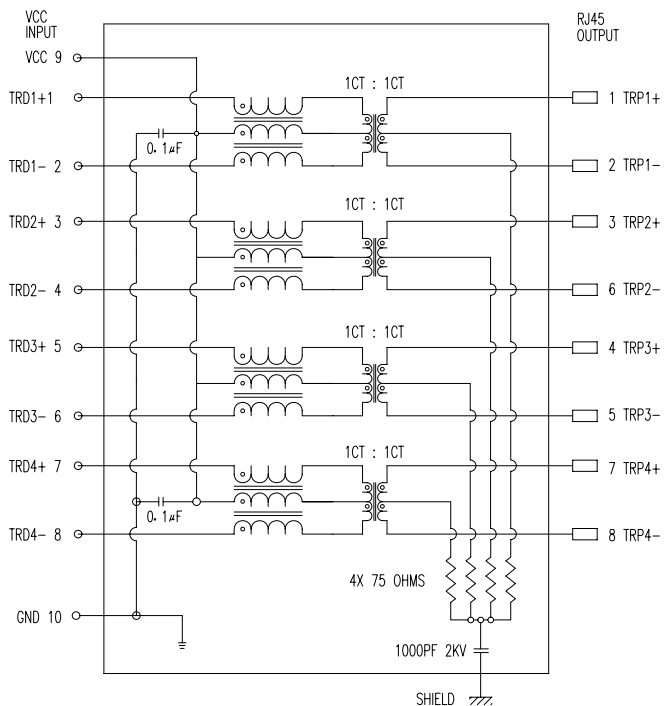


20180418

1

2

### SHEMATIC RV1



### ELECTRICAL SPECIFICATIONS AT 25°C

Insertion Loss dB max	Return Loss dB min		Crosstalk(db TYP)	Common Mode Rejection (dB TYP)	Hipot(vrms)
	1-125MHz	30- 80MHz			
-1.2	-18	-18+20log(f/30MHz)	-30	-30	1500/0.5mA OR 2250DC/0.1mA

### DESCRIPTION

ELECTRICAL: RJ45 With internal Magnetics Connector

Design to support such applications as: Ethernet Equipment Complex, Switches, Routers, Firewalls, Servers and Hub  
 Internal magnetics are 100% electrically tested for functionality per IEEE802.3 requirement  
 OCL: 100KHz 100mV 8mA 350uH Min; TURNS RATIO: 10KHz 1V TRD1/2/3/4 1CT:1CT ±2%  
 HI-POT: IN PUT TO OUT PUT 2250V DC 60Sec; OUT PUT TO SHIELD 2250V DC 60Sec  
 RoHS peak wave solder temperature rating 260°C 5sec

MECHANICAL: JACK CAVITY CONFORMS TO FCC RULES AND REGULATIONS, PART 68 SUBPART F.

INSERTION FORCE: 8 CONTACTS--900g, 10 CONTACTS--1050g  
 RETENTION STRENGTH: 7.7Kgs BETWEEN JACK AND PLUG  
 DURABILITY: 750 MATING CYCLES Mini

MATERIAL: HOUSING: 1) GLASS FILLED PA66 (UL 94V-0)  
 2) GLASS FILLED PA46/PA6T/PA9T/LCP<265°C> (UL 94V-0)  
 3) GLASS FILLED PBT/PA/ABS/PC (UL 94V-0)

SPRING WIRE: 0.25-0.35mm THICKNESS PHOSPHOR BRONZE ALLOY ; BOTTOM LAYER NICKEL (30-50μ")  
 BETWEEN RIGHT TIN (60-120μ") ; OVER SELECTIVE GOLD PLATING

GOLD PLATING: 3μ", 6μ", 15μ", 30μ", 50μ"

Signal pin: 0.4\*0.4 THICKNESS COPPER ALLOY WITH BOTTOM LAYER NI 30~50μ" OVER BRIGHT TIN 60~120μ"

SHIELDING: 0.2-0.24mm THICKNESS COPPER ALLOY WITH HALF BRIGHT NICKEL (50-100μ") PLATED

Storage: -40°C~85°C Relative Humidity <70%

Operating: 0°C~+70°C



B N (Z) G X - M - A B C D - E H I

"B" with the company code

Series of products: 60: Double deck RJ45 connector + transformer series (In sidelong footprint); 59: Double deck RJ45 connector + transformer series (In vertical footprint); 56: Single RJ45 + transformer series; 52/53/55/56 LED/56/57/59; Ordinary RJ45 series; DX: that strip line series; 40: Conversion said Connectivity 80; Series that UK; 91: Automotive connector public Block; 92: Automotive connector mother Block; 93: HDMI the head; 94: HDMI mother Block; 95: SMT series; 96: BHS for switches

Family code (sequence id): 1-99

Type of product code: G: Gigabit RJ45 transformer; F: 100Base RJ45 transformer;  
 V: for no transformer RJ45 products; W: Series for board-to-board code

Number of magnetic ring

The No. of circuit

Product definition LOGO: 1 - Press "B-TOP"; 2 - No "B-TOP"; 3 - Other companies LOGO

Product definition plastic materials: 1-PA66, 2-PA46, 3-PA, 4-PA6, 5-PBT, 6-ABS, 7-PA9T, 8-PC

Pin definition of the product: F-Pin after; B-Pin back; C- No definition of the product

Electroplating product definition: gold-plated terminals (degrees after nickel plated) 1-4 μ" ; 2-3 μ" ; 3-6 μ" ; 4-15 μ" ; 5-30 μ" ; 6-50 μ" ; 7- (Ni-50 μ" ; Sn-80-120 μ" );

Product shielding definition: 0 - no shielding shell; 1 - without shielding shell shrapnet; 2 - shielding a shell shrapnet; 3 - a half-shield shell;

Products luminous definition: 0 - No LED; 1 - Left Yellow Right Green; 2 - Left Green Right Yellow; 3 - Double Green; 4 - Double Yellow; 5 - LED straight for the pin; 6 - A special definition; 7 - Single linear LEDs

Products out port: 1-2X1 2-2X2 4-2X4 5-2X5 6-2X6 8-2X8 A-1X1 8-1X2 C-1X4 D-1X5 " E-1X6 1-1X8 U-(USB+RJ45) P-TAB UP1X1 1-H-TAB UP1X2 K-TAB UP1X4"

**B-TOP®** 东莞市博腾电子科技有限公司  
 Dongguan BroadTop Electronic Technology Co., Ltd.

Designed

Checked

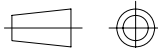
Approved

MATERIAL

DESCRIPTION

BT G8-60B(2X0.1uF)

FIRST ANGLE PROJECTION



TEL: 0769-38926198  
 FAX: 0769-38926199  
 Website: www.BtopTech.cn  
 www.BtopTech.com

SCALE

1.8:1

UNIT

mm

MODEL NO.

B800200060B11

REV.