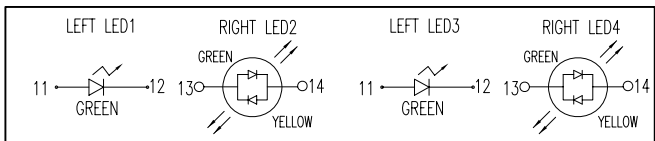


PCB BOARD LAYOUT




LED Specification

Standard LED Color	LED Wavelength	Forward (V MAX)	Typical (V TYP)	Luminous Intensity
Green	560-580 nm	2.5V	2.1-2.2V	9-25 MCD
Yellow	580-610 nm	2.5V	2.1-2.2V	9-30 MCD
Orange	580-610 nm	2.5V	2.1-2.2V	50-100 MCD

- LED intensity/wavelength measured with Photo Research PR-650 Colormeter
- With a forward current of 20 mA, Absolute Maximum Ratings (Ta=25°C)

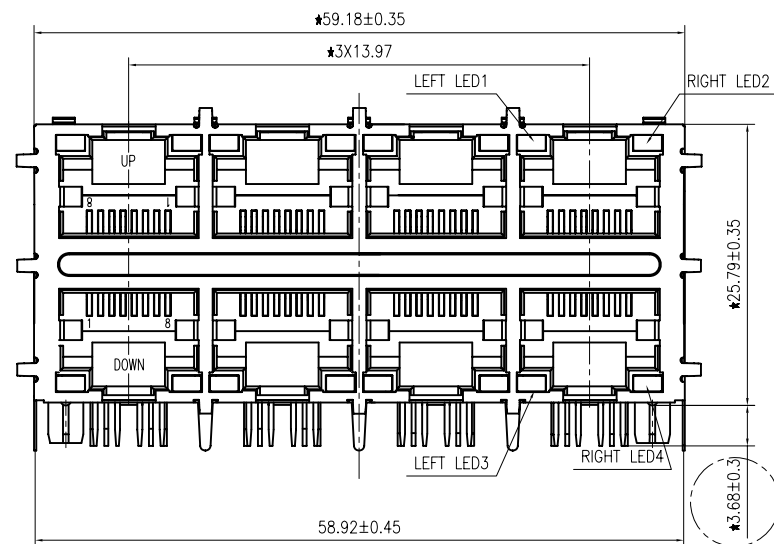
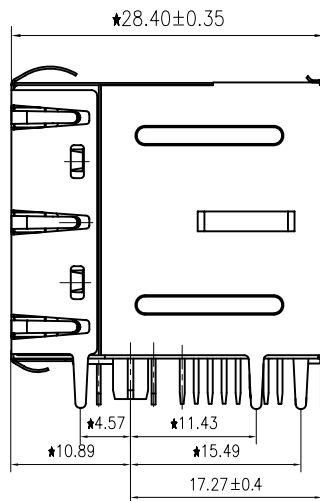
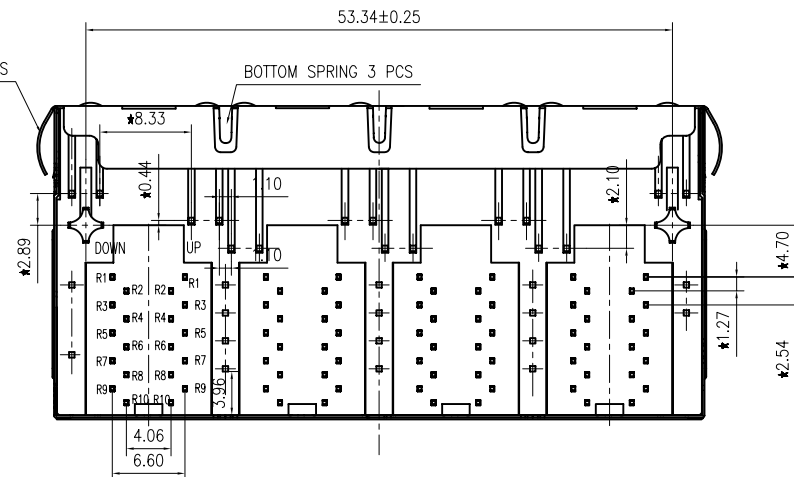
1:TOLERANCES UNLESS OTHERWISE SPECIFIED :
 0~10±0.15, 10~20±0.2, 20~40±0.25,
 40~70±0.3, ≥70±0.4

2:JACK CAVITY CONFORMS TO FCC RULES AND REGULATIONS,PART 68 SUBPART F.



SIDE SPRING 9 PCS

BOTTOM SPRING 3 PCS



B-TOP® 东莞博腾电子科技有限公司
 Dongguan BroadTop Electronic Technology Co., Ltd.

Designed

MATERIAL

DESCRIPTION

B59(112-08)G8-56A-4624-C12((2X4 EMI G-GY LED#PIN15U)

Checked

SCALE

1.5:1

UNIT

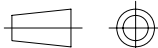
mm

MODEL NO.

REV.

1.2

FIRST ANGLE PROJECTION



TEL: 0769-38926198
 FAX: 0769-38926199
 Website: www.BtopTech.cn
 www.BtopTech.com

DESCRIPTION

ELECTRICAL: RJ45 With internal Magnetics Connector

Designde to support such applications as:Ethernet Equipment Complex,Switches,Routers,Firewalls,Servers and Hub
Internal magnetics are 100% electrically tested for functionality per IEEE802.3 requirement
OCL:100KHz 100mV 8mA 350uH Min; TURNS RATIO:10KHz 1V TRD1/2/3/4 1CT:1CT ±2%
HI-POT:IN PUT TO OUT PUT 2250V DC 60Sec; OUT PUT TO SHIELD 2250V DC 60Sec
RoHS peak wave solder temperature rating 260℃ 5sec

MECHANICAL: JACK CAVITY CONFORMS TO FCC RULES AND REGULATIONS,PART 68 SUBPART F.

INSERTION FORCE: 8 CONTACTS--900g,10 CONTACTS--1050g
RETENTION STRENGTH: 7.7Kgs BETWEEN JACK AND PLUG
DURABILITY: 750 MATING CYCLES Mini

MATERIAL: HOUSING: 1) GLASS FILLED PA66 (UL 94V-0)
2) GLASS FILLED PA46/PA6T/PA9T/LCP<265℃> (UL 94V-0)
3) GLASS FILLED PBT/PA/ABS/PC (UL 94V-0)

SPRING WIRE: 0.25-0.35mm THICKNESS PHOSPHOR BRONZE ALLOY ;BOTTOM LAYER NICKEL (30-50μ*)
BETWEEN RRIGHT TIN (60-120μ*);OVER SELECTIVE GOLD PLATING

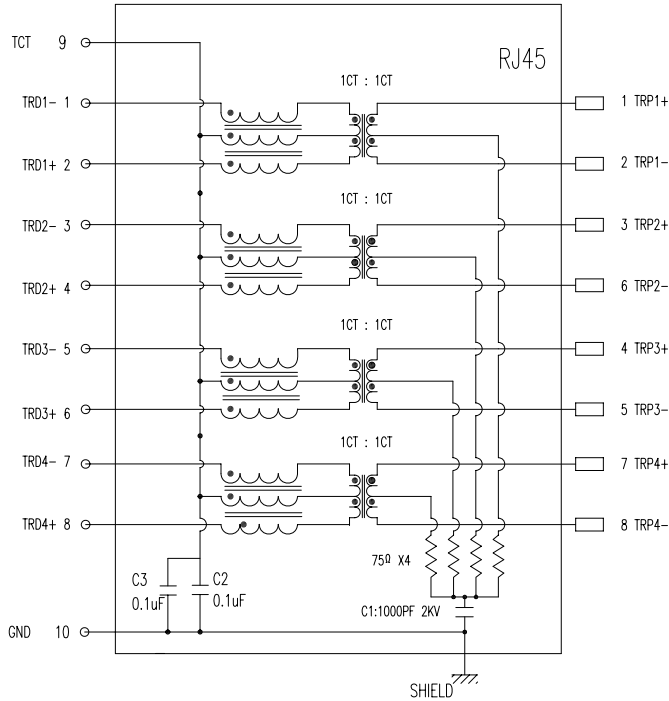

GOLD PLATING: 3μ*, 6μ*, 15μ*, 30μ*, 50μ*

Signal pin: 0.4*0.4 THICKNESS COPPER ALLOY WITH BOTTOM LAYER NI 30~50U" OVER BRIGHT TIN 60~120U"

SHIELDING: 0.2-0.24mm THICKNESS COPPER ALLOY WITH HALF BRIGHT NICKEL (50-100μ*) PLATED

Storage: -40℃~85℃ Relative Humidity<70%

Operating: 0℃~+70℃



ELECTRICAL SPECIFICATIONS AT 25 °C

Insertion Loss dB max	Return Loss dB min		Crosstalk(db TYP)	Common Mode Rejection (dB TYP)	Hipot(vrms)
	1-125MHz	1-30MHz			
-1.2	-18	-18+20log(f/30MHz)	-30	-30	1500/0.5mA OR 2250DC/0.1mA

"B" with the company code

Series of products: 60:Double deck RJ45 connector + transformer series(In sidelong footprint); 59:Double deck RJ45 connector + transformer series(In vertical footprint);50: Single RJ45 + transformer series;52/53/55/56 LED/56/57/59: Ordinary RJ45 series;DX: that strip line series; 40: Conversion said Connectivity 80; Series that UK; 91: Automotive connector public Block;92: Automotive connector mother Block; 93: HDMI the head;94: HDMI mother Block; 95: SMT series; 96: RHS for switches

Family code (sequence id) :1-99

Type of product code: G: Gigabit RJ45 transformer; F: 100Base RJ45 transformer; K: for no transformer RJ45 products; M: Series for board-to-board code

Number of magnetic ring

The No. of circuit

B N (Z) G X - M - A B C D - E H I

Product definition LOGO: 1 - Press "B-TOP";2- No "B-TOP"; 3- Other companies LOGO

Product definition plastic materials: 1-PA66,2-PA46, 3-PA, 4-PA6, 5-PBT, 6-ABS, 7-PA9T,8-PC,9-LCP

Pin definition of the product:F-Pin after; B-Pin back; C- No definition of the product

Electroplating product definition: gold-plated terminals(degrees after nickel plated) 1-F μ " ; 2-3 μ " ; 3-6 μ " ; 4-15 μ " ; 5-30 μ " ; 6-50 μ " ; 7-(Ni-50 μ " Sn-80-120 μ ");

Product shielding definition: 0 - no shielding shell; 1 - without shielding shell shrapnet; 2 - shielding a shell shrapnet; 3 - a half-shield shell;

Products luminous definition: 0 - No LED; 1 -Left Yellow Right Green; 2 - Left Green Right Yellow; 3 - Double Green; 4 - Double Yellow; 5 - LED straight for the pin; 6 - A special definition;7 - Single linear LEDs

Products out port " 1-2X1 " 2-2X2 " 4-2X4 " 5-2X5 " 6-2X6 " 8-2x8 " A-1X1 " B-1X2 " C-1X4 " D-1X5 " E-1X6 " I-1X8 " U-(USB+RJ45) " P-TAB UP1X1 " H-TAB UP1X2 " K-TAB UP1X4 "

B-TOP® 东莞博腾电子科技有限公司
Dongguan BroadTop Electronic Technology Co., Ltd.

Designed

Checked

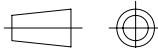
Approved

MATERIAL

DESCRIPTION

BT G8-56A

FIRST ANGLE PROJECTION



TEL: 0769-38926198
FAX: 0769-38926199
Website: www.BtopTech.cn
www.BtopTech.com

SCALE

1.8:1

UNIT

mm

MODEL NO.

B80020005611

REV.