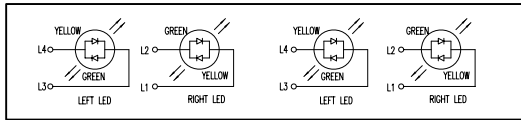
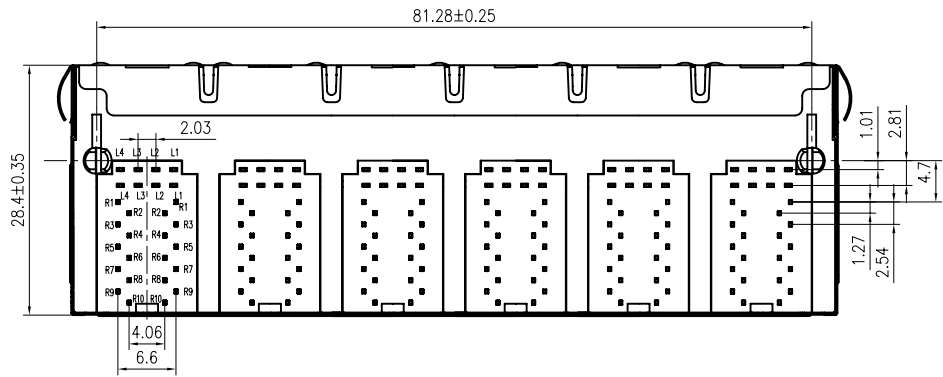


PCB BOARD LAYOUT



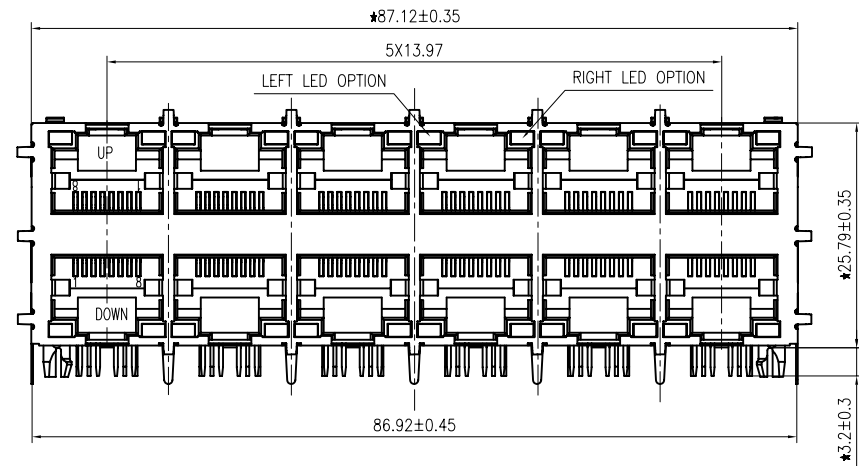
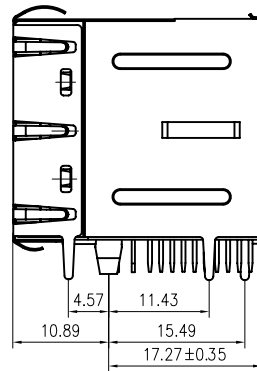
LED Specification

Standard LED Color	LED Wavelength	Forward (V MAX)	Typical (V TYP)	Luminous Intensity
Green	560-580 nm	2.5V	2.1-2.2V	9-25 MCD
Yellow	580-610 nm	2.5V	2.1-2.2V	9-30 MCD
Orange	580-610 nm	2.5V	2.1-2.2V	50-100 MCD

- LED intensity/wavelength measured with Photo Research PR-650 Colormeter
- With a forward current of 20 mA, Absolute Maximum Ratings (Ta=25°C)

1: TOLERANCES UNLESS OTHERWISE SPECIFIED :
 0~10±0.15, 10~20±0.2, 20~40±0.25,
 40~70±0.3, >70±0.4

2: JACK CAVITY CONFORMS TO FCC RULES AND REGULATIONS, PART 68 SUBPART F.



B-TOP® 东莞博腾电子科技有限公司
 Dongguan BroadTop Electronic Technology Co., Ltd.

Designed

MATERIAL

DESCRIPTION

B59(173-45)G8-10A-6623-C12(2X6 LED YG-GY EMI)

Checked

SCALE

1.2:1

UNIT

mm

MODEL NO.

REV.

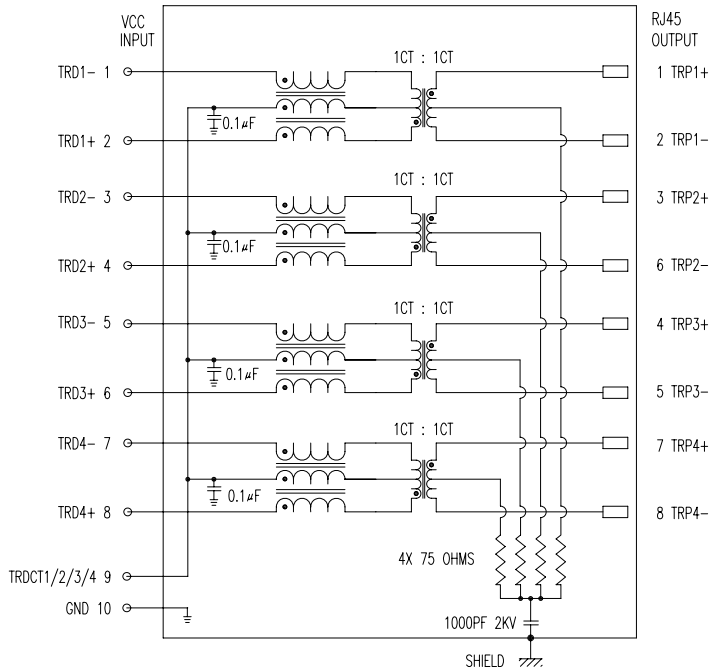
V1.1

FIRST ANGLE PROJECTION



TEL: 0769-38926198
 FAX: 0769-38926199
 Website: www.BtopTech.cn
 www.BtopTech.com

SCHEMATIC



DESCRIPTION

ELECTRICAL: RJ45 With internal Magnetics Connector

Designs to support such applications as: Ethernet Equipment Complex, Switches, Routers, Firewalls, Servers and Hub
 Internal magnetics are 100% electrically tested for functionality per IEEE802.3 requirement
 OCL: 100KHz 100mV 8mA 350uH Min; TURNS RATIO: 10KHz 1V TRD1/2/3/4 1CT:1CT ±2%
 HI-POT: IN PUT TO OUT PUT 2250V DC 60Sec; OUT PUT TO SHIELD 2250V DC 60Sec
 RoHS peak wave solder temperature rating 260°C 5sec

MECHANICAL: JACK CAVITY CONFORMS TO FCC RULES AND REGULATIONS, PART 68 SUBPART F.

INSERTION FORCE: 8 CONTACTS--900g, 10 CONTACTS--1050g
 RETENTION STRENGTH: 7.7Kgs BETWEEN JACK AND PLUG
 DURABILITY: 750 MATING CYCLES Mini

MATERIAL: HOUSING: 1) GLASS FILLED PA66 (UL 94V-0)
 2) GLASS FILLED PA46/PA6T/PA9T/LCP(265°C) (UL 94V-0)
 3) GLASS FILLED PBT/PA/ABS/PC (UL 94V-0)

SPRING WIRE: 0.25-0.35mm THICKNESS PHOSPHOR BRONZE ALLOY ; BOTTOM LAYER NICKEL (30-50µ)
 BETWEEN RIGHT TIN (60-120µ); OVER SELECTIVE GOLD PLATING


GOLD PLATING: 3µ, 6µ, 15µ, 30µ, 50µ

Signal pin: 0.4*0.4 THICKNESS COPPER ALLOY WITH BOTTOM LAYER NI 30~50µ OVER BRIGHT TIN 60~120µ

SHIELDING: 0.2-0.24mm THICKNESS COPPER ALLOY WITH HALF BRIGHT NICKEL (50-100µ) PLATED

Storage: -40°C~85°C Relative Humidity < 70%

Operating: -0°C~+70°C



ELECTRICAL SPECIFICATIONS AT 25 °C

Insertion Loss dB max	Return Loss dB min		Crosstalk (db TYP)	Common Mode Rejection (dB TYP)	Hipot (vrms)
	1-125MHz	1-30MHz			
1-125MHz	1-30MHz	30- 80MHz	1- 100MHz	1-100MHz	1000/0.5mA OR 2000DC/0.1mA
-1.2	-18	-18+20log(f/30MHz)	-30	-30	

B N (Z) G X - M - A B C D - E H I

"B" with the company code

Series of products: 60: Double deck RJ45 connector + transformer series (in sidelong footprint); 59: Double deck RJ45 connector + transformer series (in vertical footprint); 50: Single RJ45 + transformer series; 52/53/55/56 LED/56/57/59: Ordinary RJ45 series; DX: that strip line series; 40: Conversion said Connectivity 80: Series that UK; 91: Automotive connector public Block; 92: Automotive connector mother Block; 93: HDMI the head; 94: HDMI mother Block; 95: SWT series; 96: R/S for switches

Family code (sequence id): 1-99

Type of product code: G: Gigabit RJ45 transformer; F: 100Base RJ45 transformer;
 W: for no transformer RJ45 products; M: Series for board-to-board code

Number of magnetic ring

The No. of circuit

Product definition LOGO: 1 - Press "B-TOP"; 2 - No "B-TOP"; 3 - Other companies LOGO

Product definition plastic materials: 1-PA66, 2-PA46, 3-PA, 4-PA6, 5-PBT, 6-ABS, 7-PA9T, 8-PC, 9-LCP

Pin definition of the product: F-Pin after; B-Pin back; C- No definition of the product

Electroplating product definition: gold-plated terminals (degrees after nickel plated) 1-4µ ; 2-3µ ; 3-6µ ; 4-15µ ; 5-30µ ; 6-50µ ; 7-(NH-50µ ; ,Sn-80-120µ) ;

Product shielding definition: 0 - no shielding shell; 1 - without shielding shell shrapnel; 2 - shielding a shell shrapnel; 3 - a half-shield shell;

Products luminous definition: 0 - No LED; 1 - Left Yellow Right Green; 2 - Left Green Right Yellow; 3 - Double Green; 4 - Double Yellow; 5 - LED straight for the pin; 6 - A special definition; 7 - Single linear LEDs

Products out part: " 1-2X1 " 2-2X2 " 4-2X4 " 5-2X5 " 6-2X6 " 6-2X8 " A-1X1 " B-1X2 " C-1X4 " D-1X5 " E-1X6 " T-1X8 " U-(USB+RJ45) " P-TAB UP1X1 " H-TAB UP1X2 " K-TAB UP1X4 "

B-TOP® 东莞市博腾电子科技有限公司
 Dongguan BroadTop Electronic Technology Co., Ltd.

Designed

Checked

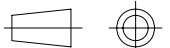
Approved

MATERIAL

DESCRIPTION

BT G8-10A (三抽头)

FIRST ANGLE PROJECTION



TEL: 0769-38926198
 FAX: 0769-38926199
 Website: www.BtopTech.cn
 www.BtopTech.com

SCALE

1.8:1

UNIT

mm

MODEL NO.

B80020001011

REV.

1.1