



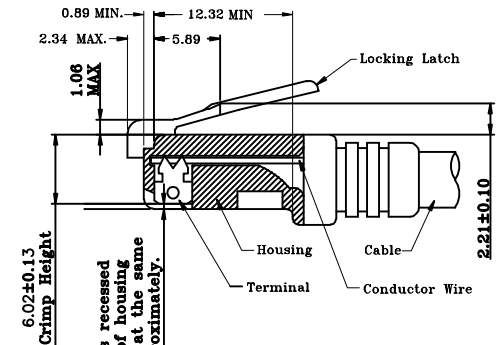
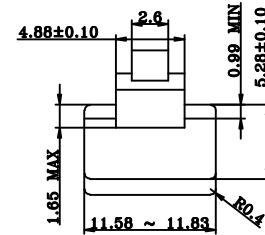
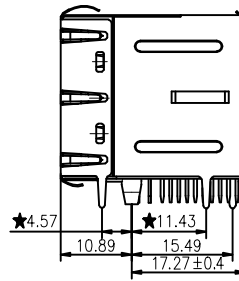
DESCRIPTION:
RJ45 With internal Magnetics Connector
Designed to support such applications as: Ethernet Equipment Complex, Switches, Routers, Firewalls, Servers and Hub
Internal magnetics are 100% electrically tested for functionality per IEEE802.3af/at requirement

ELECTRICAL:
RoHS peak wave solder temperature rating 235°C
High performance for maximum EMI suppression
JACK CAVITY CONFORMS TO FCC RULES AND REGULATIONS, PART 68 SUBPART F.
INSERTION FORCE: 2 CONTACTS----350g 4 CONTACTS----500g
6 CONTACTS----750g 8 CONTACTS----900g
10 CONTACTS----1050g

MECHANICAL:
RETENTION STRENGTH: 7.7Kgs BETWEEN JACK AND PLUG
DURABILITY: 750 MATING CYCLES Mini
HOUSING: 1) GLASS FILLED PA66 (UL 94V-0)
2) GLASS FILLED PA46/LCP (UL 94V-0)
3) GLASS FILLED PBT (UL 94V-0)

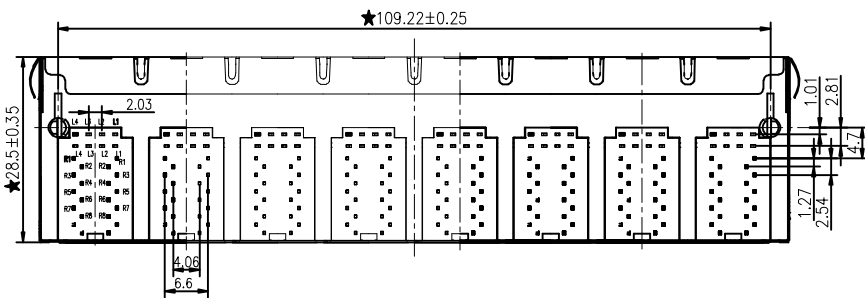
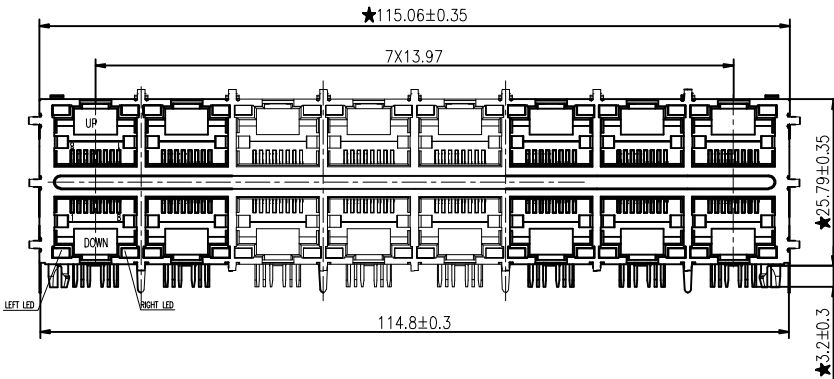
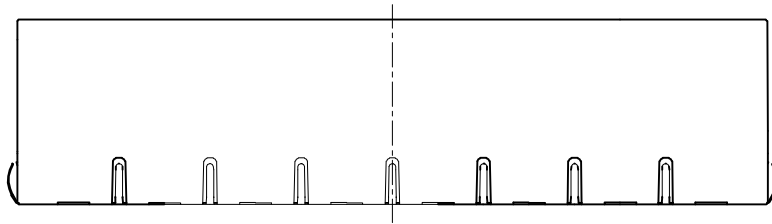
MATERIAL:
SPRING WIRE:
1) 0.2-0.45mm DIA PHOSPHOR BRONZE GOLD PLATING OVER NICKEL
2) 0.2-0.35mm THICKNESS PHOSPHOR BRONZE ALLOY SELECTIVE GOLD PLATING OVER NICKEL;
GOLD PLATING: 3μ#, 6μ#, 15μ#, 30μ#, 50μ#

1. Recommend Plug Dim



All contacts recessed below top of housing and must be at the same height approximately.

All dimensions follow :
FCC subpart F, 68,500, Figure (C)(2)(i)
IEC 60603-7
STANDARD MODULAR PLUG ASSEMBLY



NOTES : 1. Tolerance : PCB ±0.05mm
Connector ±0.25mm
2. Connector dimensions comply with FCC 68.5 dimension requirements

B-TOP 东莞市博腾电子科技有限公司
Dongguan BtopTech Electronic Technology Co., Ltd.

DIM. TOL.
X ±0.30
X.X ±0.20
X.XX ±0.15
X.XXX ±0.10
GENERAL ANGLE:
±3°

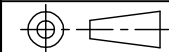
UNIT: mm
SCALE: 1:1
SHEET: 1 of 2
DWG. SIZE: A4
LAYER: XXXX

WEBSITE: WWW.BTOPTECH.COM
WWW.BTOPTECH.CN
TEL: 0769-38928198
FAX: 0769-38928199

DRAWN:
CHECKED:
APPROVED:

TITLE: B59(197-02)W-000-8213-C12

PART NO.: 2X8Port W/ SHELL W/ LED (G+Y)

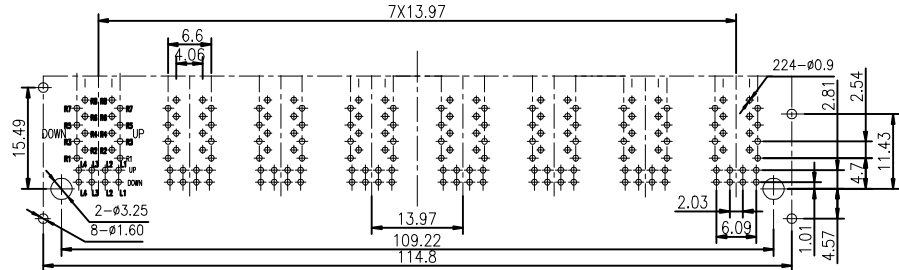


XA	NEW RELEASE	xxxx	Jason	2018-May-24
REV.	DESCRIPTION	ECN NO.	NAME	DATE

REVISIONS

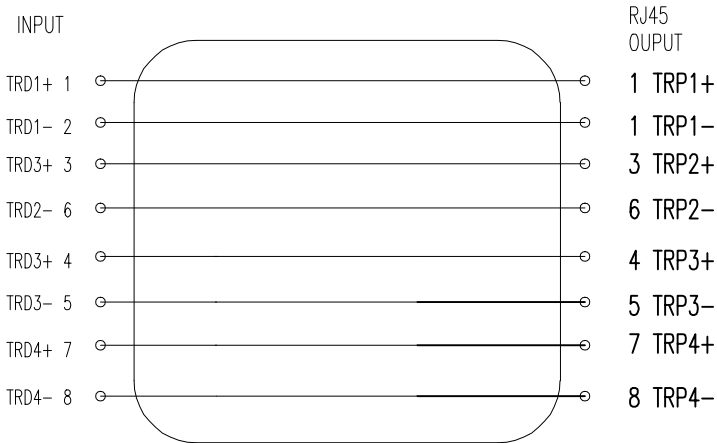
RJ45 specifications
 Insulation Resistance : 500MΩ min
 Insertion force with the latch depressed : 20N max
 Removal force with the latch depressed : 20N max.
 Locking Force of Plug Latch : 50N min. @ 60+/-5 sec.
 Operating temperature -40°C to +85°C
 Storage temperature -40°C to +85°C

3.Pin Assignment For PCB Layout

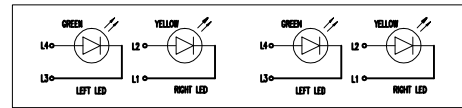


Suggested PCB Pad Layout
Component Side View

2.SCHEMATIC:



LED Specification



Standard LED Color	LED Wavelength	Forward (V MAX)	Typical (V TYP)	Luminous Intensity
Green	560-580 nm	2.5V	2.1-2.2V	9-25 MCD
Yellow	580-610 nm	2.5V	2.1-2.2V	9-30 MCD
Orange	580-610 nm	2.5V	2.1-2.2V	50-100 MCD

4.ORDER INFORMATION

B N (Z) G X - M - A B C D - E H I

"B" with the company code

Series of products:
 60: Double deck RJ45 connector+transformer series (in sidelong footprint);
 59: Double deck RJ45 connector+transformer series (in vertical footprint);
 50: Single RJ45 + transformer series;
 52/53/55/56 LED/56/57/58: Ordinary RJ45 series; DX: that strip line series;
 40: Conversion said Connectivity
 80: Series that UK;
 91: Automotive connector public Block;
 92: Automotive connector mother Block;
 93: HDMI the head;
 94: HDMI mother Block;
 95: SMT series;
 98: RHS for switches

Family code (sequence id) : 1-99

Type of product code:
 G: Gigabit RJ45 transformer;
 F: 100Base RJ45 transformer;
 W: for no transformer RJ45 products;
 M: Series for board-to-board code ,
 S: 5GB RJ45 transformer
 T: 10GB RJ45 transformer

Number of magnetic ring

The No. of circuit

Product definition LOGO:
 1-Press "B-TOP"; 2-No "B-TOP";
 3-Other companies LOGO

Product definition plastic materials:
 1-PA66, 2-PA46, 3-PA, 4-PA6, 5-PBT,
 6-ABS, 7-PA9T, 8-PC, 9-LCP

Pin definition of the product:
 F-Pin after; B-Pin back; C- No definition of the product

Electroplating product definition:
 gold-plated terminals (degrees after nickel plated)
 1-15μ; 2-30μ; 3-60μ; 4-15μ; 5-30μ;
 6-50μ; 7-(Ni-50μ, Sn-60-120μ)

Product shielding definition:
 0-no shielding shell; 1-without shielding shell shrapnel;
 2-shielding a shell shrapnel; 3-a half-shield shell;

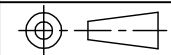
Products luminous definition:
 0- No LED; 1-Left Yellow Right Green; 2- Left Green Right Yellow;
 3- Double Green; 4- Double Yellow; 5- LED straight for the pin;
 6- A special definition; 7- Single linear LEDs

Products output:
 1-2X1, 2-2X2, 4-2X4, 5-2X5, 6-2X6, 8-2X8, A-1X1,
 B-1X2, C-1X4, D-1X5, E-1X6, T-1X8, U-(USB+RJ45), P-TAB
 UP1X1, H-TAB UP1X2, K-TAB UP1X4.

B-TOP 东莞市博腾电子科技有限公司
 Dongguan BtopTech Electronic Technology Co., Ltd.

TITLE: B59(197-02)W-000-8213-C12
 PART NO.: 2XPort W/ SHELL W/ LED (G+Y)

DIM. TOL.
 X ±0.30
 X.X ±0.20
 X.XX ±0.15
 X.XXX ±0.10
 GENERAL ANGLE:
 ±3°



UNIT: mm
 SCALE: 1:1
 SHEET: 2 of 2
 DWG. SIZE: A4
 LAYER: XXXX

WEBSITE: WWW.BTOPTECH.COM
 WWW.BTOPTECH.CN
 TEL: 0769-38928198
 FAX: 0769-38928199

DRAWN:
 CHECKED:
 APPROVED:

REV.	DESCRIPTION	ECN NO.	NAME	DATE
XA	NEW RELEASE	xxxx	Jason	2018-May-24

REVISIONS