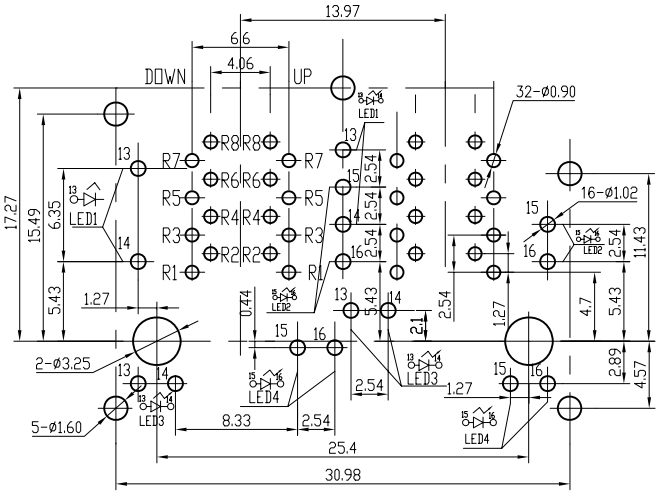

PCB BOARD LAYOUT

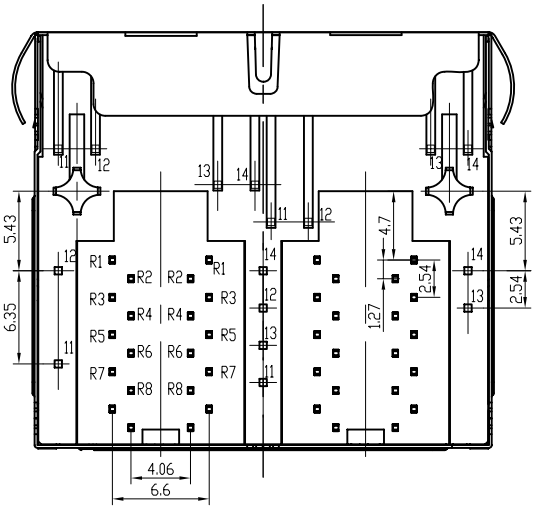

连 线 关 系

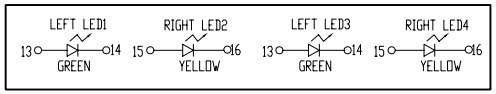

LED Specification

Standard LED Color	LED Wavelength	Forward (V MAX)	Typical (V TYP)	Luminous Intensity
Green	560-580 nm	2.5V	2.1-2.2V	9-25 MCD
Yellow	580-610 nm	2.5V	2.1-2.2V	9-30 MCD
Orange	580-610 nm	2.5V	2.1-2.2V	50-100 MCD

1. LED intensity/wavelength measured with Photo Research PR-650 Colormeter
2. With a forward current of 20 mA,Absolute Maximum Ratings (Ta=25℃)

HOUSING: 1) GLASS FILLED PA66 (UL 94V-0)

SPRING WIRE: 0.25-0.35mm THICKNESS PHOSPHOR BRONZE ALLOY ;BOTTOM LAYER NICKEL(30-50μ") BETWEEN RRIGHT TIN(60-120μ");OVER SELECTIVE GOLD PLATING

GOLD PLATING: 3μ", 6μ", 15μ", 30μ", 50μ"

Signal pin: 0.4*0.4 THICKNESS COPPER ALLOY WITH BOTTOM LAYER NI 30~50U" OVER BRIGHT TIN 60~120U"

SHIELDING: 0.2-0.24mm THICKNESS COPPER ALLOY WITH HALF BRIGHT NICKEL(50-100μ") PLATED

Storage: -40℃~85℃ Relative Humidity<70% Operating: -40℃~+85℃

TOLERANCES UNLESS OTHERWISE SPECIFIED : 0~10±0.15, 10~20±0.2, 20~40±0.25.

JACK CAVITY CONFORMS TO FCC RULES AND REGULATIONS,PART 68 SUBPART F.

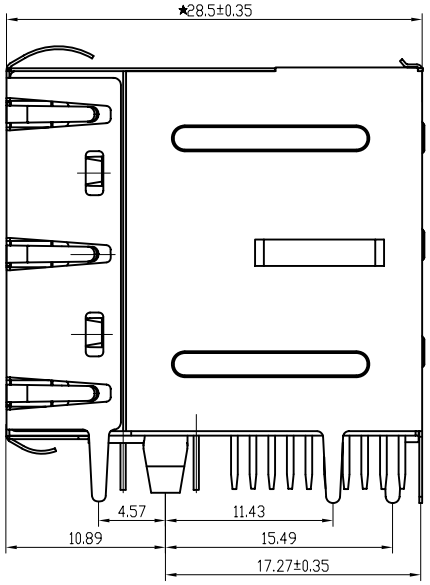

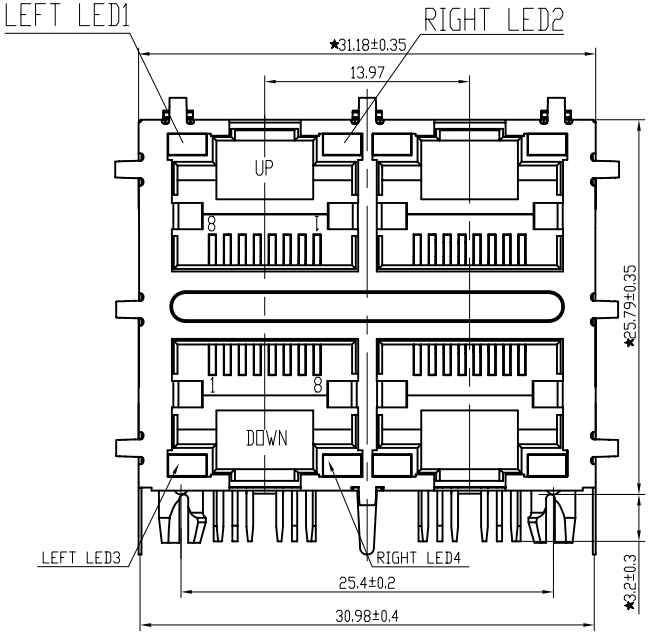

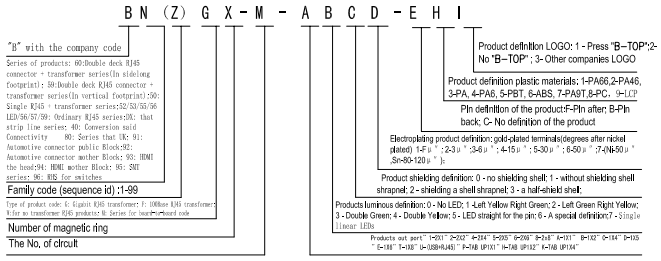

B-TOP® 东莞博腾电子科技有限公司 Dongguan BroadTop Electronic Technology Co., Ltd.	Designed		MATERIAL			DESCRIPTION	B59(312-02)W-2223-C12(2X2 带 LED G-Y EMI)
	Checked						
FIRST ANGLE PROJECTION	TEL: 0769-38926198 FAX: 0769-38926199 Website www.BtopTech.cn www.BtopTech.com	Approved	SCALE	2:1	UNIT mm	MODEL NO.	REV.