
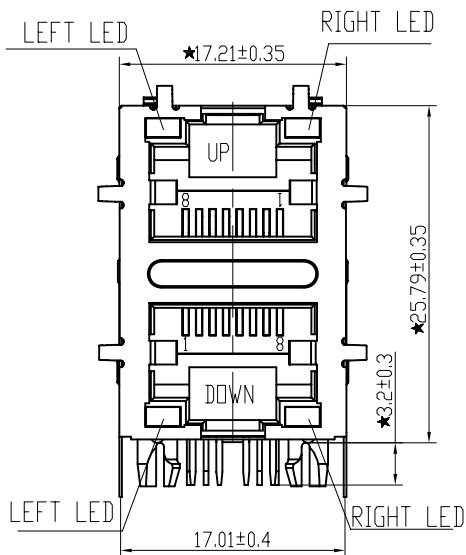
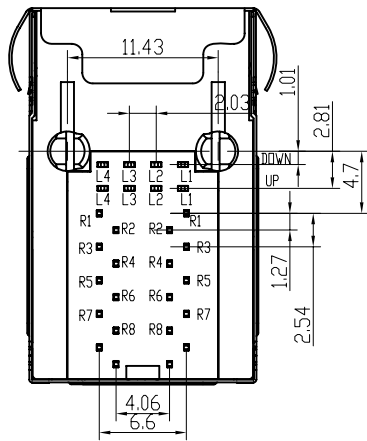
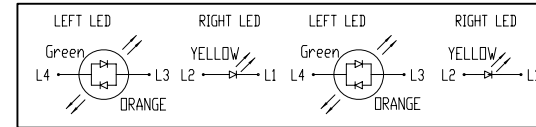


PCB BOARD LAYOUT



连线关系



LED Specification

Standard LED Color	LED Wavelength	Forward (V MAX)	Typical (V TYP)	Luminous Intensity
Green	560-580 nm	2.5V	2.1-2.2V	9-25 MCD
Yellow	580-610 nm	2.5V	2.1-2.2V	9-30 MCD
Orange	580-610 nm	2.5V	2.1-2.2V	50-100 MCD



- LED intensity/wavelength measured with Photo Research PR-650 Colormeter
- With a forward current of 20 mA, Absolute Maximum Ratings (Ta=25°C)

HOUSING: 1) GLASS FILLED PA66 (UL 94V-0)

SPRING WIRE: 0.25-0.35mm THICKNESS PHOSPHOR BRONZE ALLOY ;BOTTOM LAYER NICKEL(30-50μ) BETWEEN BRIGHT TIN(60-120μ);OVER SELECTIVE GOLD PLATING

GOLD PLATING: 3μ, 6μ, 15μ, 30μ, 50μ

Signal pin: 0.4*0.4 THICKNESS COPPER ALLOY WITH BOTTOM LAYER NI 30~50U OVER BRIGHT TIN 60~120U SHIELDING: 0.2-0.24mm THICKNESS COPPER ALLOY WITH HALF BRIGHT NICKEL(50-100μ) PLATED

Storage: -40°C~85°C Relative Humidity<70% Operating: -40°C~85°C

TOLERANCES UNLESS OTHERWISE SPECIFIED : 0~10±0.15, 10~20±0.2, 20~40±0.25, 40~70±0.3, ≥70±0.4 JACK CAVITY CONFORMS TO FCC RULES AND REGULATIONS,PART 68 SUBPART F.

B N (Z) G X - M - A B C D - E H I

"B" with the company code

Series of products: 60:Double deck RJ45 connector + transformer series(In sidelong footprint); 50:Double deck RJ45 connector + transformer series(In vertical footprint); 50: Single RJ45 + transformer series; 52/53/55/56 LED/56/57/59: Ordinary RJ45 series; DX: that strip line series; 40: Conversion said Connectivity 80: Series that UK; 91: Automotive connector public Block; 92: Automotive connector mother Block; 93: HDMI the head; 94: HDMI mother Block; 95: SMT series; 96: BMS for switches

Family code (sequence Id): 1-99

Type of product code: C: Gigabit RJ45 transformer; F: 100Base RJ45 transformer; E: for no transformer RJ45 products; W: Series for board-to-board code

Number of magnetic ring

The No. of circuit

Product definition LOGO: 1 - Press "B-TOP"; 2 - No "B-TOP"; 3 - Other companies LOGO

Product definition plastic materials: 1-PA66, 2-PA46, 3-PA, 4-PA6, 5-PBT, 6-ABS, 7-PA9T, 8-PC, 9-PC

Pin definition of the product: F-Pin after; B-Pin back; C- No definition of the product

Electroplating product definition: gold-plated terminals(degrees after nickel plated) 1-Fμ ; 2-3μ ; 3-6μ ; 4-15μ ; 5-30μ ; 6-50μ ; 7-(Ni-50μ ; Sn-80-120μ) ;

Product shielding definition: 0 - no shielding shell; 1 - without shielding shell shrapnet; 2 - shielding a shell shrapnet; 3 - a half-shield shell;

Products luminous definition: 0 - No LED; 1 - Left Yellow Right Green; 2 - Left Green Right Yellow; 3 - Double Green; 4 - Double Yellow; 5 - LED straight for the pin; 6 - A special definition; 7 - Single linear LEDs

Products out part: 1-2X1 2-2X2 4-2X4 5-2X5 6-2X6 7-2X8 8-1X11 9-1X2 10-1X4 11-1X5 12-1X6 13-1X8 14-1X8 (U-USB-RJ45) 15-1X8 (U-USB-RJ45) 16-1X8 (U-USB-RJ45) 17-1X8 (U-USB-RJ45)

B-TOP® 东莞市博腾电子科技有限公司
Dongguan BroadTop Electronic Technology Co., Ltd.

Designed

Checked

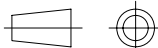
Approved

MATERIAL

DESCRIPTION

B59(57-05)W-1624-C12(2X1 EMI GO-Y LED)

FIRST ANGLE PROJECTION



TEL: 0769-38926198
FAX: 0769-38926199
Website: www.BtopTech.com

SCALE

1.8:1

UNIT

mm

MODEL NO.

REV.

V1.1